


4185 m.

SHARK GRAND PRIX DE FRANCE

Free Practice Nr. 4

Classification

14

	Rider	Nation	Team	Motorcycle	Time	Lap Total	Gap	Top Speed
1	20 Fabio QUARTARARO	FRA	Monster Energy Yamaha MotoGP	YAMAHA	1'32.857	6 10		312.6
2	42 Alex RINS	SPA	Team SUZUKI ECSTAR	SUZUKI	1'32.864	6 8	0.007 0.007	317.5
3	21 Franco MORBIDELLI	ITA	Petronas Yamaha SRT	YAMAHA	1'32.872	9 12	0.015 0.008	309.6
4	44 Pol ESPARGARO	SPA	Repsol Honda Team	HONDA	1'32.904	7 9	0.047 0.032	321.6
5	93 Marc MARQUEZ	SPA	Repsol Honda Team	HONDA	1'33.004	7 10	0.147 0.100	315.5
6	88 Miguel OLIVEIRA	POR	Red Bull KTM Factory Racing	KTM	1'33.042	7 11	0.185 0.038	314.5
7	36 Joan MIR	SPA	Team SUZUKI ECSTAR	SUZUKI	1'33.056	8 9	0.199 0.014	318.5
8	30 Takaaki NAKAGAMI	JPN	LCR Honda IDEMITSU	HONDA	1'33.320	8 12	0.463 0.264	317.5
9	73 Alex MARQUEZ	SPA	LCR Honda CASTROL	HONDA	1'33.447	7 11	0.590 0.127	323.7
10	27 Iker LECUONA	SPA	Tech 3 KTM Factory Racing	KTM	1'33.474	11 14	0.617 0.027	313.5
11	12 Maverick VIÑALES	SPA	Monster Energy Yamaha MotoGP	YAMAHA	1'33.482	6 10	0.625 0.008	314.5
12	23 Enea BASTIANINI	ITA	Avintia Esponsorama	DUCATI	1'33.766	9 12	0.909 0.284	316.5
13	46 Valentino ROSSI	ITA	Petronas Yamaha SRT	YAMAHA	1'33.811	10 12	0.954 0.045	311.6
14	9 Danilo PETRUCCI	ITA	Tech 3 KTM Factory Racing	KTM	1'33.905	10 12	1.048 0.094	310.6
15	33 Brad BINDER	RSA	Red Bull KTM Factory Racing	KTM	1'33.944	8 10	1.087 0.039	314.5
16	5 Johann ZARCO	FRA	Pramac Racing	DUCATI	1'33.948	12 14	1.091 0.004	319.6
17	43 Jack MILLER	AUS	Ducati Lenovo Team	DUCATI	1'34.043	11 13	1.186 0.095	320.6
18	41 Aleix ESPARGARO	SPA	Aprilia Racing Team Gresini	APRILIA	1'34.135	8 10	1.278 0.092	312.6
19	32 Lorenzo SAVADORI	ITA	Aprilia Racing Team Gresini	APRILIA	1'34.229	8 11	1.372 0.094	309.6
20	10 Luca MARINI	ITA	SKY VR46 Avintia	DUCATI	1'34.309	9 12	1.452 0.080	317.5
21	63 Francesco BAGNAIA	ITA	Ducati Lenovo Team	DUCATI	1'34.384	14 16	1.527 0.075	320.6
22	53 Tito RABAT	SPA	Pramac Racing	DUCATI	1'34.542	11 13	1.685 0.158	312.6

Practice condition: Dry

Air: 15°

Humidity: 66%

Ground: 21°

Fastest Lap:	Lap: 6	Fabio QUARTARARO	1'32.857	162.2 Km/h
Best Race Lap:	2017	Maverick VIÑALES	1'32.309	163.2 Km/h
All Time Lap Record:	2018	Johann ZARCO	1'31.185	165.2 Km/h

The results are provisional until the end of the limit for protest and appeals.

Time limit for protest expires 30' after publication of the results - Time:

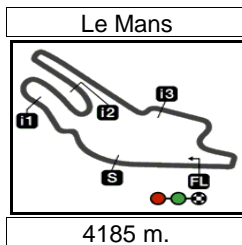
These data/results cannot be reproduced, stored and/or transmitted in whole or in part by any manner of electronic, mechanical, photocopying, recording, broadcasting or otherwise now known or herein after developed without the previous express consent by the copyright owner, except for reproduction in daily press and regular printed publications on sale to the public within 60 days of the event related to those data/results and always provided that copyright symbol appears together as follows below.

© DORNA, 2021

Official MotoGP Timing by TISSOT
www.motogp.com

Le Mans, Saturday, May 15, 2021





Results and timing service provided by **TISSOT**

MotoGP™

SHARK GRAND PRIX DE FRANCE

Free Practice Nr. 4

Top Speed & Average

15



Rider	Nation	Motorcycle	Top 5 speeds					Average	Top
73 Alex MARQUEZ	SPA	HONDA	323.7	318.5	318.5	317.5	315.5	318.2	323.7
44 Po ESPARGARO	SPA	HONDA	321.6	319.6	318.5	316.5	315.5	318.3	321.6
43 Jack MILLER	AUS	DUCATI	320.6	319.6	319.6	316.5	315.5	318.4	320.6
63 Francesco BAGNAIA	ITA	DUCATI	320.6	320.6	319.6	319.6	318.5	319.6	320.6
5 Johann ZARCO	FRA	DUCATI	319.6	319.6	319.6	317.5	317.5	318.8	319.6
36 Joan MIR	SPA	SUZUKI	318.5	318.5	314.5	314.5	313.5	315.9	318.5
10 Luca MARINI	ITA	DUCATI	317.5	316.5	315.5	305.8	305.8	312.2	317.5
30 Takaaki NAKAGAMI	JPN	HONDA	317.5	315.5	314.5	313.5	312.6	314.4	317.5
42 Alex RINS	SPA	SUZUKI	317.5	313.5	313.5	312.6	312.6	313.9	317.5
23 Enea BASTIANINI	ITA	DUCATI	316.5	316.5	311.6	311.6	311.6	313.6	316.5
93 Marc MARQUEZ	SPA	HONDA	315.5	313.5	310.6	309.6	309.6	311.8	315.5
12 Maverick VIÑALES	SPA	YAMAHA	314.5	313.5	313.5	313.5	312.6	313.4	314.5
33 Brad BINDER	RSA	KTM	314.5	313.5	313.5	311.6	309.6	312.5	314.5
88 Miguel OLIVEIRA	POR	KTM	314.5	313.5	311.6	311.6	311.6	312.4	314.5
27 Iker LECUONA	SPA	KTM	313.5	312.6	311.6	310.6	310.6	311.8	313.5
20 Fabio QUARTARARO	FRA	YAMAHA	312.6	312.6	312.6	311.6	310.6	311.6	312.6
41 Aleix ESPARGARO	SPA	APRILIA	312.6	312.6	311.6	309.6	308.7	311.0	312.6
53 Tito RABAT	SPA	DUCATI	312.6	312.6	310.6	309.6	309.6	311.0	312.6
46 Valentino ROSSI	ITA	YAMAHA	311.6	311.6	310.6	308.7	308.7	310.2	311.6
9 Danilo PETRUCCI	ITA	KTM	310.6	308.7	308.7	308.7	308.7	309.1	310.6
21 Franco MORBIDELLI	ITA	YAMAHA	309.6	308.7	308.7	308.7	307.7	308.5	309.6
32 Lorenzo SAVADORI	ITA	APRILIA	309.6	307.7	304.9	304.9	300.3	305.5	309.6

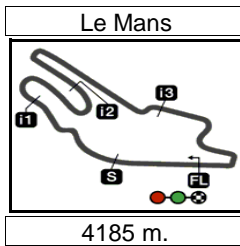
These data/results cannot be reproduced, stored and/or transmitted in whole or in part by any manner of electronic, mechanical, photocopying, recording, broadcasting or otherwise now known or herein after developed without the previous express consent by the copyright owner, except for reproduction in daily press and regular printed publications on sale to the public within 60 days of the event related to those data/results and always provided that copyright symbol appears together as follows below.

© DORNA, 2021

Official MotoGP Timing by **TISSOT**
www.motogp.com



Le Mans, Saturday, May 15, 2021



Results and timing service provided by TISSOT

MotoGP™

SHARK GRAND PRIX DE FRANCE

Free Practice Nr. 4

Chronological Analysis of Performances

16

* Lap / Sector time cancelled **T1** Time from finish line to 1st intermediate **T3** Time from 2nd intermed. to 3rd intermed.
P Crossing the finish line in pit lane **T2** Time from 1st intermed. to 2nd intermed. **T4** Time from 3rd intermediate to finish line
****** Tyre data subject to further updates

Lap	Lap Time	T1	T2	T3	T4	Speed	Lap	Lap Time	T1	T2	T3	T4	Speed
1st	20	Fabio QUARTARARO			YAMAHA	FRA	7	1'33.215	21.327	21.192	26.048	24.648	308.7
		Monster Energy Yamaha MotoGP					8	1'33.141	21.361	21.232	25.858	24.690	308.7
		Runs=1	Total laps=10	Full laps=7			9	1'32.872	21.294	21.155	25.802	24.621	309.6
Run #	1	Front Tyre	Slick-Soft	Rear Tyre	Slick-Soft								
		New Tyre		New Tyre									
1	15'14.598	33.858	24.179	27.704	26.304								
2	1'35.957	22.629	21.853	26.527	24.948	290.7							
3	1'34.007	21.652	21.421	26.109	24.825	300.3							
4	1'34.056	21.507	21.400	26.080	25.069	311.6							
5	1'33.301	21.385	21.324	25.900	24.692	310.6							
6	1'32.857	21.209	21.237	25.894	24.517	310.6							
7	1'38.351	21.178	24.132	27.968	25.073	312.6							
8	1'33.060	21.399	21.331	25.843	24.487	312.6							
9	1'39.778 *	24.483*	23.596	26.759*	24.940	312.6							
10	1'53.956 P	21.627	24.089		310.6								
4th	44	Poi ESPARGARO			HONDA	SPA							
		Repsol Honda Team											
		Runs=1	Total laps=9	Full laps=6									
Run #	1	Front Tyre	Slick-Soft	Rear Tyre	Slick-Soft								
		7 Laps at start		7 Laps at start									
1	2'15.178	36.120	25.116	28.865	26.388								
2	1'51.870 P	23.551	22.943		307.7								
Run #	2	Front Tyre	Slick-Soft	Rear Tyre	Slick-Soft								
		9 Laps at start		9 Laps at start									
3	12'03.333	36.636	24.133	27.792	26.004								
4	1'36.670	22.124	22.288	26.736	25.522	316.5							
5	1'34.050	21.575	21.499	26.013	24.963	321.6							
6	1'33.517	21.362	21.308	25.942	24.905	319.6							
7	1'32.904	21.205	21.302	25.775	24.622	318.5							
8	1'38.014	23.707	21.657	26.715	25.935	270.2							
9	1'37.370	21.200	21.258	25.848	29.064	315.5							
5th	93	Marc MARQUEZ			HONDA	SPA							
		Repsol Honda Team											
		Runs=2	Total laps=10	Full laps=6									
Run #	1	Front Tyre	Slick-Soft	Rear Tyre	Slick-Soft								
		7 Laps at start		7 Laps at start									
1	2'15.971	35.269	24.801	29.421	26.570								
2	1'50.415 P	23.057	22.200		295.9								
Run #	2	Front Tyre	Slick-Soft	Rear Tyre	Slick-Soft								
		9 Laps at start		9 Laps at start									
3	12'02.499	38.867	24.433	27.909	26.139								
4	1'36.958	22.642	22.329	26.563	25.424	304.0							
5	1'36.100	21.844	21.524	27.542	25.190	310.6							
6	1'33.625	21.574	21.373	25.924	24.754	315.5							
7	1'33.004	21.510	21.217	25.669	24.608	313.5							
8	1'35.939	21.845	21.871	26.558	25.665	309.6							
9	1'36.631	21.441	21.393	26.366	27.431	306.8							
10	4'35.091 P	21.413	21.346		309.6								
3rd	21	Franco MORBIDELLI			YAMAHA	ITA							
		Petronas Yamaha SRT											
		Runs=2	Total laps=12	Full laps=7									
Run #	1	Front Tyre	Slick-Soft	Rear Tyre	Slick-Soft								
		New Tyre		New Tyre									
1	2'26.541	34.709	24.492	28.212	26.830								
2	1'58.174 P	23.524	22.267		286.5								
Run #	2	Front Tyre	Slick-Soft	Rear Tyre	Slick-Soft								
		2 Laps at start		2 Laps at start									
3	10'33.842	37.774	24.269	27.670	26.197								
4	1'35.184	22.210	21.610	26.273	25.091	302.1							
5	1'34.346	21.608	21.364	26.316	25.058	307.7							
6	1'35.275	22.261	21.417	26.089	25.508	308.7							

Fastest Lap: Fabio QUARTARARO Monster Energy Yama FRA **1'32.857** 21.209 21.237 25.894 24.517

These data/results cannot be reproduced, stored and/or transmitted in whole or in part by any manner of electronic, mechanical, photocopying, recording, broadcasting or otherwise now known or herein after developed without the previous express consent by the copyright owner, except for reproduction in daily press and regular printed publications on sale to the public within 60 days of the event related to those data/results and always provided that copyright symbol appears together as follows below.
© DORNA, 2021



Free Practice Nr. 4

MotoGP

Lap	Lap Time	T1	T2	T3	T4	Speed	Lap	Lap Time	T1	T2	T3	T4	Speed		
6th	88	Miguel OLIVEIRA				KTM	POR								
		Red Bull KTM Factory Racing													
		Runs=2	Total laps=11	Full laps=6											
Run #	1	Front Tyre	Slick-Soft	Rear Tyre	Slick-Soft		Run #	1	Front Tyre	Slick-Soft	Rear Tyre	Slick-Soft			
		4 Laps at start				4 Laps at start			7 Laps at start				7 Laps at start		
1	2'31.140	34.160	24.194	28.006	27.080		1	2'19.109	32.716	23.419	28.026	26.776			
2	1'55.377	P	24.168	22.923	286.5		2	1'48.521	P	22.700	22.029	301.2			
Run #	2	Front Tyre	Slick-Soft	Rear Tyre	Slick-Soft		Run #	2	Front Tyre	Slick-Soft	Rear Tyre	Slick-Soft			
		6 Laps at start				6 Laps at start			9 Laps at start				9 Laps at start		
3	12'05.722	34.070	23.107	27.383	25.898		3	12'39.545	33.554	23.189	28.288	26.097			
4	1'35.723	22.187	21.790	26.373	25.373	309.6	4	1'36.155	22.141	21.908	26.530	25.576	312.6		
5	1'34.615	22.059	21.533	26.100	24.923	311.6	5	1'35.503	21.887	21.837	26.320	25.459	315.5		
6	1'33.821	21.662	21.392	26.067	24.700	310.6	6	1'34.171	21.669	21.520	26.109	24.873	307.7		
7	1'33.042	21.333	21.298	25.855	24.556	311.6	7	1'33.447	21.264	21.440	25.997	24.746	318.5		
8	1'37.725	23.040	23.394	26.525	24.766	311.6	8	1'37.879	21.363	21.908	26.604	28.004	318.5		
9	1'33.342	21.479	21.336	25.907	24.620	311.6	9	1'34.222	21.361	21.461	26.085	25.315	315.5		
10	1'33.885	*	21.415*	21.456	26.242*	24.772	314.5	10	1'39.138	*	21.630*	21.590	29.881*	26.037	323.7
11	1'42.022	P	21.398	21.461	26.325	32.838	313.5	11	1'49.506	P	21.653	22.114	317.5		
7th	36	Joan MIR				SUZUKI	SPA								
		Team SUZUKI ECSTAR													
		Runs=2	Total laps=9	Full laps=5											
Run #	1	Front Tyre	Slick-Soft	Rear Tyre	Slick-Soft		Run #	1	Front Tyre	Slick-Soft	Rear Tyre	Slick-Soft			
		4 Laps at start				4 Laps at start			5 Laps at start				5 Laps at start		
1	2'15.317	33.734	24.320	28.857	26.359		1	2'18.666	32.414	23.281	28.038	26.268			
2	1'50.530	P	23.099	22.093	289.0		2	1'46.376	*	22.119	21.655	304.9			
Run #	2	Front Tyre	Slick-Soft	Rear Tyre	Slick-Soft		Run #	2	Front Tyre	Slick-Soft	Rear Tyre	Slick-Soft			
		New Tyre				6 Laps at start			10 Laps at start				10 Laps at start		
3	14'01.906	34.445	22.836	27.092	26.016		3	1'40.207	*	23.249	23.192	27.783	25.983	280.9	
4	1'36.963	23.404	21.708	26.393	25.458	307.7	4	1'38.937	*	22.201	21.698	306.8			
5	1'36.071	21.766	21.418	27.979	24.908	314.5	5	1'47.103	P	23.709	24.142	284.9			
6	1'33.669	21.542	21.372	26.075	24.680	313.5	6	7'16.750	33.869	22.289	26.745	25.284			
7	1'33.277	21.488	21.181	25.981	24.627	314.5	7	1'34.340	21.617	21.402	26.224	25.097	309.6		
8	1'33.056	21.408	21.211	25.817	24.620	318.5	8	1'34.286	21.528	21.592	26.210	24.956	310.6		
9	1'45.555	P	26.278*	22.581	27.028*	29.668	318.5	9	1'40.459	21.526	21.660	29.514	27.759	308.7	
8th	30	Takaaki NAKAGAMI				HONDA	JPN								
		LCR Honda IDEMITSU													
		Runs=2	Total laps=12	Full laps=8											
Run #	1	Front Tyre	Slick-Soft	Rear Tyre	Slick-Soft		Run #	1	Front Tyre	Slick-Soft	Rear Tyre	Slick-Soft			
		7 Laps at start				7 Laps at start			5 Laps at start				5 Laps at start		
1	2'40.788	34.713	24.761	28.705	27.197		1	15'02.670	33.042	23.561	27.555	26.097			
2	1'59.028	P	24.593	23.037	279.3		2	1'35.701	22.442	21.898	26.319	25.042	310.6		
Run #	2	Front Tyre	Slick-Soft	Rear Tyre	Slick-Soft		Run #	2	Front Tyre	Slick-Soft	Rear Tyre	Slick-Soft			
		9 Laps at start				9 Laps at start			5 Laps at start				5 Laps at start		
3	10'51.742	34.488	24.453	31.587	27.597		3	1'34.464	21.735	21.574	26.114	25.041	311.6		
4	1'39.027	23.105	22.604	27.207	26.111	304.9	4	1'35.206	21.656	21.478	26.143	25.929	312.6		
5	1'35.974	22.068	21.938	26.648	25.320	317.5	5	1'33.801	*	21.479	21.412	26.177*	24.733	311.6	
6	1'35.151	21.559	21.829	26.346	25.417	312.6	6	1'33.482	21.344	21.431	25.990	24.717	313.5		
7	1'33.831	21.488	21.417	25.976	24.950	313.5	7	1'34.340	21.322	21.966	26.158	24.894	313.5		
8	1'33.320	21.337	21.363	25.814	24.806	315.5	8	1'35.675	21.344	22.748	26.241	25.342	312.6		
9	1'41.404	24.310	23.766	27.196	26.132	280.9	9	1'33.570	*	21.352*	21.459	26.092*	24.667	313.5	
10	1'36.040	22.094	21.934	26.697	25.315	312.6	10	1'47.195	P	21.301	21.370	26.747	37.777	314.5	
11	1'35.216	21.541	21.435	26.376	25.864	314.5									
12	2'06.844	P	27.948	26.467	221.6										
11th	12	Maverick VIÑALES				YAMAHA	SPA								
		Monster Energy Yamaha MotoGP													
		Runs=1	Total laps=10	Full laps=6											
Run #	1	Front Tyre	Slick-Soft	Rear Tyre	Slick-Soft		Run #	1	Front Tyre	Slick-Soft	Rear Tyre	Slick-Soft			
		5 Laps at start				5 Laps at start			5 Laps at start				5 Laps at start		
1	15'02.670	33.042	23.561	27.555	26.097		1	15'02.670	33.042	23.561	27.555	26.097			
2	1'35.701	22.442	21.898	26.319	25.042	310.6	2	1'35.701	22.442	21.898	26.319	25.042	310.6		
3	1'34.464	21.735	21.574	26.114	25.041	311.6	3	1'34.464	21.735	21.574	26.114	25.041	311.6		
4	1'35.206	21.656	21.478	26.143	25.929	312.6	4	1'35.206	21.656	21.478	26.143	25.929	312.6		
5	1'33.801	*	21.479	21.412	26.177*	24.733	311.6	5	1'33.801	*	21.479	21.412	26.177*	24.733	311.6
6	1'33.482	21.344	21.431	25.990	24.717	313.5	6	1'33.482	21.344	21.431	25.990	24.717	313.5		
7	1'34.340	21.322	21.966	26.158	24.894	313.5	7	1'34.340	21.322	21.966	26.158	24.894	313.5		
8	1'35.675	21.344	22.748	26.241	25.342	312.6	8	1'35.675	21.344	22.748	26.241	25.342	312.6		
9	1'33.570	*	21.352*	21.459	26.092*	24.667	313.5	9	1'33.570	*	21.352*	21.459	26.092*	24.667	313.5
10	1'47.195	P	21.301	21.370	26.747	37.777	314.5	10	1'47.195	P	21.301	21.370	26.747	37.777	314.5

Fastest Lap: Fabio QUARTARARO Monster Energy Yama FRA **1'32.857** 21.209 21.237 25.894 24.517

These data/results cannot be reproduced, stored and/or transmitted in whole or in part by any manner of electronic, mechanical, photocopying, recording, broadcasting or otherwise now known or herein after developed without the previous express consent by the copyright owner, except for reproduction in daily press and regular printed publications on sale to the public within 60 days of the event related to those data/results and always provided that copyright symbol appears together as follows below.
© DORNA, 2021

Official MotoGP Timing by TISSOT
www.motogp.com

Le Mans, Saturday, May 15, 2021

Page 2 of 5



Free Practice Nr. 4

MotoGP

Lap	Lap Time	T1	T2	T3	T4	Speed	Lap	Lap Time	T1	T2	T3	T4	Speed		
12th	23	Enea BASTIANINI DUCATI ITA						9	1'35.705	21.658	22.439	26.328	25.280	306.8	
		Avintia Esponsorama						10	1'33.905	21.399	21.376	26.034	25.096	308.7	
		Runs=2 Total laps=12 Full laps=8						11	1'37.368	*	22.266*	22.171	27.203*	25.728	310.6
		Run # 1	Front Tyre	Slick-Soft	Rear Tyre	Slick-Soft		12	1'56.774	P	21.563	24.488			308.7
								New Tyre		New Tyre					
		1	4'20.398	P	34.682	23.927									
		Run # 2	Front Tyre	Slick-Soft	Rear Tyre	Slick-Soft		1 Laps at start		1 Laps at start					
		2	10'07.588		33.265	23.465	28.201	27.027							
		3	1'38.027		22.981	22.199	26.941	25.906	284.1						
		4	1'36.076		22.132	21.876	26.387	25.681	300.3						
		5	1'35.435		22.062	21.725	26.355	25.293	296.7						
		6	1'34.736		21.714	21.622	26.164	25.236	307.7						
7	1'38.158	*	21.633	21.534	29.778*	25.213	311.6								
8	1'35.448		21.565	21.505	26.202	26.176	311.6								
9	1'33.766		21.478	21.425	25.891	24.972	316.5								
10	1'33.817		21.373	21.416	25.842	25.186	316.5								
11	1'37.785		21.579	21.378	25.875	28.953	311.6								
12	2'27.418	P	32.996*	33.305		191.0									
13th	46	Valentino ROSSI YAMAHA ITA													
		Petronas Yamaha SRT													
		Runs=2 Total laps=12 Full laps=7													
		Run # 1	Front Tyre	Slick-Soft	Rear Tyre	Slick-Soft		New Tyre		New Tyre					
		1	2'33.163		33.491	24.233	27.631	26.675							
		2	1'54.121	P	23.615	22.580				297.6					
		Run # 2	Front Tyre	Slick-Soft	Rear Tyre	Slick-Soft		2 Laps at start		2 Laps at start					
		3	10'18.172		33.108	23.757	27.341	25.765							
		4	1'35.850		22.289	21.926	26.572	25.063	304.9						
		5	1'36.012		22.198	22.188	26.521	25.105	306.8						
		6	1'34.737		21.689	21.648	26.302	25.098	303.1						
		7	1'46.665		21.588	21.663	32.286	31.128	308.7						
8	1'37.727		22.469	23.623	26.684	24.951	304.9								
9	1'33.825		21.433	21.614	26.121	24.657	311.6								
10	1'33.811		21.308	21.664	26.243	24.596	311.6								
11	1'33.774	*	21.349*	21.526	26.264*	24.635	308.7								
12	1'44.319	P	21.394	21.461	26.588	34.876	310.6								
16th	5	Johann ZARCO DUCATI FRA													
		Pramac Racing													
		Runs=2 Total laps=14 Full laps=8													
		Run # 1	Front Tyre	Slick-Soft	Rear Tyre	Slick-Soft		New Tyre		New Tyre					
		1	2'41.672		33.066	24.666	28.356	27.190							
		2	1'57.994	*	23.361	22.638	33.588*	38.407	289.8						
		3	1'55.640		27.777	27.178	31.770	28.915	235.7						
		4	1'45.096		24.133	23.252	28.400	29.311	303.1						
		5	1'42.227		23.697	23.412	27.831	27.287	294.1						
		6	1'37.063		22.302	22.359	26.767	25.635	313.5						
		7	1'35.079		21.680	21.827	26.372	25.200	317.5						
		8	1'34.099		21.551	21.561	26.040	24.947	315.5						
9	1'37.912	P	21.475	21.566	25.942	28.929	319.6								
Run # 2	Front Tyre	Slick-Soft	Rear Tyre	Slick-Soft		9 Laps at start		9 Laps at start							
10	6'17.855		33.622	24.468	27.896	26.131									
11	1'36.261		22.056	21.939	26.904	25.362	308.7								
12	1'33.948		21.484	21.606	25.990	24.868	319.6								
13	1'37.500	*	22.456*	22.435	27.217*	25.392	317.5								
14	1'48.103	P	21.600	21.480	26.396	38.627	319.6								
14th	9	Daniilo PETRUCCI KTM ITA													
		Tech 3 KTM Factory Racing													
		Runs=2 Total laps=12 Full laps=7													
		Run # 1	Front Tyre	Slick-Soft	Rear Tyre	Slick-Soft		3 Laps at start		8 Laps at start					
		1	2'45.655		33.321	23.127	27.266	26.466							
		2	1'49.555	P	23.659	22.150	29.790	33.956	288.2						
		Run # 2	Front Tyre	Slick-Soft	Rear Tyre	Slick-Soft		5 Laps at start		10 Laps at start					
		3	10'39.628		32.906	23.987	27.674	26.318							
		4	1'36.596		22.631	21.870	26.939	25.156	295.9						
		5	1'34.950		21.717	21.600	26.314	25.319	308.7						
		6	1'34.760		21.736	21.592	26.311	25.121	308.7						
		7	1'34.153		21.571	21.449	26.106	25.027	306.8						
8	1'34.169		21.444	21.439	26.179	25.107	306.8								
17th	43	Jack MILLER DUCATI AUS													
		Ducati Lenovo Team													
		Runs=3 Total laps=13 Full laps=6													
		Run # 1	Front Tyre	Slick-Soft	Rear Tyre	Slick-Soft		7 Laps at start		7 Laps at start					
		1	2'16.262		33.348	23.808	29.028	26.669							
		2	1'48.639	*	22.896	22.263				304.0					
		3	1'40.907	*	23.368	22.988	27.991	26.560	280.9						
		4	1'37.646		22.417	22.061	26.581	26.587	313.5						
		5	1'45.385	P	25.070*	24.023	28.057	28.235	270.2						

Fastest Lap: Fabio QUARTARARO Monster Energy Yama FRA **1'32.857** 21.209 21.237 25.894 24.517

These data/results cannot be reproduced, stored and/or transmitted in whole or in part by any manner of electronic, mechanical, photocopying, recording, broadcasting or otherwise now known or herein after developed without the previous express consent by the copyright owner, except for reproduction in daily press and regular printed publications on sale to the public within 60 days of the event related to those data/results and always provided that copyright symbol appears together as follows below.
© DORNA, 2021

Official MotoGP Timing by TISSOT
www.motogp.com

Le Mans, Saturday, May 15, 2021



Free Practice Nr. 4

MotoGP

Lap	Lap Time	T1	T2	T3	T4	Speed	Lap	Lap Time	T1	T2	T3	T4	Speed				
Run # 2	<i>Front Tyre</i>	<i>Slick-Soft</i>			<i>Rear Tyre Slick-Soft</i>		Run # 1	<i>Front Tyre</i>	<i>Slick-Soft</i>			<i>Rear Tyre Slick-Soft</i>					
12 Laps at start						12 Laps at start						New Tyre					
6	8'18.964	34.698	22.804	26.997	25.863		1	2'21.881	33.876	23.906	28.122	26.417					
7	1'35.942	22.082	22.037	26.407	25.416	314.5	2	1'53.793 P	23.621	22.318			283.2				
8	1'35.001	21.807	<u>21.686</u>	26.181	25.327	315.5	Run # 2	<i>Front Tyre</i>	<i>Slick-Soft</i>			<i>Rear Tyre Slick-Soft</i>					
9	1'34.523	21.628	21.772	26.088	25.035	319.6	2 Laps at start						2 Laps at start				
10	1'34.402	21.717	21.752	25.977	<u>24.956</u>	319.6	3	10'07.615	33.771	23.712	28.038	26.694					
11	<u>1'34.043</u>	<u>21.495</u>	21.716	<u>25.876</u>	24.956	<u>320.6</u>	4	1'38.143	23.282	22.281	26.966	25.614	294.1				
12	1'40.025 P	23.939*	22.063	26.069	27.954	316.5	5	1'36.387	22.322	21.875	26.712	25.478	305.8				

Run # 3	<i>Front Tyre</i>	<i>Wet-Soft</i>			<i>Rear Tyre Wet-Soft</i>	
5 Laps at start						
13	3'51.766 P	34.677	26.241	30.751	30.919	

18th 41 **Alex ESPARGARO** APRILIA SPA
Aprilia Racing Team Gresini
Runs=3 Total laps=10 Full laps=3

Run # 1	<i>Front Tyre</i>	<i>Slick-Soft</i>		<i>Rear Tyre Slick-Soft</i>	
4 Laps at start					
1	2'08.396	32.743	23.289	27.771	26.264
2	1'47.484 P	22.852	22.044	27.653	34.935 297.6

Run # 2	<i>Front Tyre</i>	<i>Slick-Soft</i>		<i>Rear Tyre Slick-Soft</i>	
6 Laps at start					
3	11'52.374	33.153	23.031	27.247	26.198
4	1'36.682	22.559	21.934	26.728	25.461 308.7
5	1'36.735	22.055	21.673	26.249	26.758 <u>312.6</u>
6	1'42.339 P	21.849	21.693	29.719	29.078 304.0

Run # 3	<i>Front Tyre</i>	<i>Slick-Soft</i>		<i>Rear Tyre Slick-Soft</i>	
10 Laps at start					
7	3'59.711	32.788	22.792	26.741	26.712
8	<u>1'34.135</u>	<u>21.756</u>	<u>21.477</u>	<u>25.996</u>	<u>24.906</u> 311.6
9	1'39.151 *	22.223*	22.417	27.859*	26.652 312.6
10	1'57.419 P	21.758	23.376		309.6

Run # 1	<i>Front Tyre</i>	<i>Slick-Soft</i>		<i>Rear Tyre Slick-Soft</i>	
New Tyre					
6 Laps at start					
1	2'08.775	34.988	24.398	28.249	28.168
2	1'48.161 P	22.923	22.073	27.552	35.613 295.9

19th 32 **Lorenzo SAVADORI** APRILIA ITA
Aprilia Racing Team Gresini
Runs=2 Total laps=11 Full laps=5

Run # 1	<i>Front Tyre</i>	<i>Slick-Soft</i>		<i>Rear Tyre Slick-Soft</i>	
New Tyre					
6 Laps at start					
1	2'08.775	34.988	24.398	28.249	28.168
2	1'48.161 P	22.923	22.073	27.552	35.613 295.9

Run # 2	<i>Front Tyre</i>	<i>Slick-Soft</i>		<i>Rear Tyre Slick-Soft</i>	
2 Laps at start					
8 Laps at start					
3	12'13.705	34.904	23.601	28.206	26.063
4	1'36.672	22.311	21.992	26.850	25.519 304.9
5	1'35.119	21.991	21.671	26.246	25.211 307.7
6	1'34.885	21.735	21.536	26.167	25.447 294.1
7	1'36.333 *	23.262*	21.915	26.212	24.944 291.5
8	<u>1'34.229</u>	21.756	<u>21.429</u>	<u>26.131</u>	<u>24.913</u> 304.9
9	1'38.053	<u>21.622</u>	21.469	26.171	28.791 <u>309.6</u>
10	1'40.548 *	21.735	21.579		300.3
11	1'46.986 P	22.451	23.018	27.549	33.968 293.2

Run # 1	<i>Front Tyre</i>	<i>Slick-Soft</i>		<i>Rear Tyre Slick-Soft</i>	
5 Laps at start					
6 Laps at start					
1	2'33.815	33.185	24.249	27.740	26.780
2	1'54.908 P	23.938	22.884		292.4

20th 10 **Luca MARINI** DUCATI ITA
SKY VR46 Avintia
Runs=2 Total laps=12 Full laps=6

Run # 2	<i>Front Tyre</i>	<i>Slick-Soft</i>		<i>Rear Tyre Slick-Soft</i>	
7 Laps at start					
8 Laps at start					
3	4'22.013	33.098	25.592	30.194	28.506
4	1'44.325	24.114	24.190	28.577	27.444 286.5
5	1'39.305	22.918	23.032	27.264	26.091 303.1
6	1'36.939	22.218	22.151	26.832	25.738 307.7
7	1'35.822	21.952	22.050	26.445	25.375 309.6
8	1'39.486 P	22.217	21.844	26.689	28.736 309.6

21st 63 **Francesco BAGNAIA** DUCATI ITA
Ducati Lenovo Team
Runs=1 Total laps=16 Full laps=12

Run # 1	<i>Front Tyre</i>	<i>Slick-Soft</i>		<i>Rear Tyre Slick-Soft</i>	
5 Laps at start					
1 Laps at start					
1	2'07.420	33.225	24.452	28.288	27.046
2	1'48.660 *	22.996	22.267		299.4
3	1'47.224 *	25.007	24.773	29.565	27.879 270.2
4	1'40.062	23.057	22.688	27.462	26.855 303.1
5	1'45.312	25.443	24.190	28.573	27.106 284.1
6	1'39.675	23.426	22.475	27.474	26.300 283.2
7	1'37.147	22.324	22.323	26.865	25.635 305.8
8	1'35.865	22.068	21.974	26.535	25.288 316.5
9	1'34.930	21.722	21.665	26.242	25.301 318.5
10	1'37.293	22.187	23.160	26.549	25.397 319.6
11	1'35.725	21.858	21.907	26.477	25.483 <u>320.6</u>
12	1'41.546	22.035	24.093	29.429	25.989 319.6
13	1'38.821	21.852	21.893	29.552	25.524 317.5
14	<u>1'34.384</u>	21.653	21.743	<u>26.073</u>	<u>24.915</u> 317.5
15	1'39.535	<u>21.480</u>	26.593	26.458	25.004 318.5
16	1'36.627 P	21.584	<u>21.579</u>	26.112	27.352 320.6

22nd 53 **Tito RABAT** DUCATI SPA
Pramac Racing
Runs=3 Total laps=13 Full laps=7

Run # 1	<i>Front Tyre</i>	<i>Slick-Soft</i>		<i>Rear Tyre Slick-Soft</i>	
5 Laps at start					
6 Laps at start					
1	2'33.815	33.185	24.249	27.740	26.780
2	1'54.908 P	23.938	22.884		292.4

Run # 2	<i>Front Tyre</i>	<i>Slick-Soft</i>		<i>Rear Tyre Slick-Soft</i>	
7 Laps at start					
8 Laps at start					
3	4'22.013	33.098	25.592	30.194	28.506
4	1'44.325	24.114	24.190	28.577	27.444 286.5
5	1'39.305	22.918	23.032	27.264	26.091 303.1
6	1'36.939	22.218	22.151	26.832	25.738 307.7
7	1'35.822	21.952	22.050	26.445	25.375 309.6
8	1'39.486 P	22.217	21.844	26.689	28.736 309.6

Fastest Lap: Fabio QUARTARARO Monster Energy Yama FRA **1'32.857** 21.209 21.237 25.894 24.517

These data/results cannot be reproduced, stored and/or transmitted in whole or in part by any manner of electronic, mechanical, photocopying, recording, broadcasting or otherwise now known or herein after developed without the previous express consent by the copyright owner, except for reproduction in daily press and regular printed publications on sale to the public within 60 days of the event related to those data/results and always provided that copyright symbol appears together as follows below.
© DORNA, 2021

Official MotoGP Timing by TISSOT
www.motogp.com

Le Mans, Saturday, May 15, 2021

Page 4 of 5



Free Practice Nr. 4

MotoGP

Lap	Lap Time	T1	T2	T3	T4	Speed	Lap	Lap Time	T1	T2	T3	T4	Speed	
Run #	3	Front Tyre Slick-Soft			Rear Tyre Slick-Soft									
		13 Laps at start										New Tyre		
9	5'09.078	32.742	23.604	28.714	25.794									
10	1'34.848	21.789	21.771	26.237	25.051			305.8						
11	1'34.542	21.643	21.702	26.213	24.984	312.6								
12	1'38.142	24.130	22.257	26.464	25.291			312.6						
13	1'39.422 P	21.693	21.793	26.137	29.799			310.6						

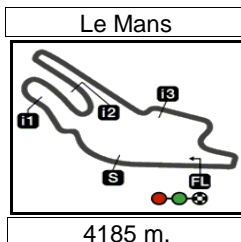
Fastest Lap: Fabio QUARTARARO Monster Energy Yama FRA **1'32.857** 21.209 21.237 25.894 24.517

These data/results cannot be reproduced, stored and/or transmitted in whole or in part by any manner of electronic, mechanical, photocopying, recording, broadcasting or otherwise now known or herein after developed without the previous express consent by the copyright owner, except for reproduction in daily press and regular printed publications on sale to the public within 60 days of the event related to those data/results and always provided that copyright symbol appears together as follows below.
© DORNA, 2021

Official MotoGP Timing by **TISSOT**
www.motogp.com

Le Mans, Saturday, May 15, 2021





Results and timing service provided by **TISSOT**

SHARK GRAND PRIX DE FRANCE

Free Practice Nr. 4

Best Partial Times

MotoGP™

IT Ideal Lap Time, sum of the best partial times

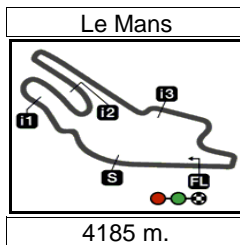
BT Best Lap Time

T1			T2			T3			T4			IT		BT
Pos	Rider	Time	Rider	Time	Rider	Time	Rider	Time	Pos	Rider	IT	BT		
1	F.QUARTARARO	21.178	F.MORBIDELLI	21.155	M.MARQUEZ	25.669	F.QUARTARARO	24.487	1	F.QUARTARAR	1'32.745	1'32.857	(1)	
2	P.ESPARGARO	21.200	J.MIR	21.181	P.ESPARGARO	25.775	A.RINS	24.517	2	A.RINS	1'32.819	1'32.864	(2)	
3	A.RINS	21.226	M.MARQUEZ	21.217	F.MORBIDELLI	25.802	M.OLIVEIRA	24.556	3	P.ESPARGAR	1'32.855	1'32.904	(4)	
4	A.MARQUEZ	21.264	F.QUARTARARO	21.237	T.NAKAGAMI	25.814	V.ROSSI	24.596	4	F.MORBIDELLI	1'32.872	1'32.872	(3)	
5	F.MORBIDELLI	21.294	A.RINS	21.248	J.MIR	25.817	M.MARQUEZ	24.608	5	M.MARQUEZ	1'32.907	1'33.004	(5)	
6	M.VIÑALES	21.301	P.ESPARGARO	21.258	A.RINS	25.828	J.MIR	24.620	6	J.MIR	1'33.026	1'33.056	(7)	
7	V.ROSSI	21.308	M.OLIVEIRA	21.298	E.BASTIANINI	25.842	F.MORBIDELLI	24.621	7	M.OLIVEIRA	1'33.042	1'33.042	(6)	
8	M.OLIVEIRA	21.333	T.NAKAGAMI	21.363	F.QUARTARARO	25.843	P.ESPARGARO	24.622	8	T.NAKAGAMI	1'33.320	1'33.320	(8)	
9	T.NAKAGAMI	21.337	M.VIÑALES	21.370	M.OLIVEIRA	25.855	M.VIÑALES	24.667	9	M.VIÑALES	1'33.328	1'33.482	(11)	
10	I.LECUONA	21.349	D.PETRUCCI	21.376	J.MILLER	25.876	I.LECUONA	24.683	10	A.MARQUEZ	1'33.447	1'33.447	(9)	
11	E.BASTIANINI	21.373	E.BASTIANINI	21.378	J.ZARCO	25.942	A.MARQUEZ	24.746	11	I.LECUONA	1'33.470	1'33.474	(10)	
12	D.PETRUCCI	21.399	I.LECUONA	21.380	M.VIÑALES	25.990	T.NAKAGAMI	24.806	12	V.ROSSI	1'33.486	1'33.811	(13)	
13	J.MIR	21.408	L.SAVADORI	21.429	B.BINDER	25.992	B.BINDER	24.840	13	E.BASTIANINI	1'33.565	1'33.766	(12)	
14	M.MARQUEZ	21.413	A.MARQUEZ	21.440	A.ESPARGARO	25.996	J.ZARCO	24.868	14	J.ZARCO	1'33.765	1'33.948	(16)	
15	B.BINDER	21.447	L.MARINI	21.445	A.MARQUEZ	25.997	A.ESPARGARO	24.906	15	B.BINDER	1'33.780	1'33.944	(15)	
16	J.ZARCO	21.475	V.ROSSI	21.461	D.PETRUCCI	26.034	L.SAVADORI	24.913	16	D.PETRUCCI	1'33.836	1'33.905	(14)	
17	F.BAGNAIA	21.480	A.ESPARGARO	21.477	I.LECUONA	26.058	F.BAGNAIA	24.915	17	J.MILLER	1'34.013	1'34.043	(17)	
18	J.MILLER	21.495	J.ZARCO	21.480	F.BAGNAIA	26.073	L.MARINI	24.954	18	F.BAGNAIA	1'34.047	1'34.384	(21)	
19	L.SAVADORI	21.622	B.BINDER	21.501	L.MARINI	26.099	J.MILLER	24.956	19	L.SAVADORI	1'34.095	1'34.229	(19)	
20	T.RABAT	21.643	F.BAGNAIA	21.579	V.ROSSI	26.121	E.BASTIANINI	24.972	20	A.ESPARGAR	1'34.135	1'34.135	(18)	
21	L.MARINI	21.664	J.MILLER	21.686	L.SAVADORI	26.131	T.RABAT	24.984	21	L.MARINI	1'34.162	1'34.309	(20)	
22	A.ESPARGARO	21.756	T.RABAT	21.702	T.RABAT	26.137	D.PETRUCCI	25.027	22	T.RABAT	1'34.466	1'34.542	(22)	

These data/results cannot be reproduced, stored and/or transmitted in whole or in part by any manner of electronic, mechanical, photocopying, recording, broadcasting or otherwise now known or herein after developed without the previous express consent by the copyright owner, except for reproduction in daily press and regular printed publications on sale to the public within 60 days of the event related to those data/results and always provided that copyright symbol appears together as follows below.
© DORNA, 2021

Official MotoGP Timing by **TISSOT**
www.motogp.com






Results and timing service provided by **TISSOT**

MotoGP™

SHARK GRAND PRIX DE FRANCE
Free Practice Nr. 4
Fastest Laps Sequence

<i>Practice Time</i>	 <i>Rider</i>	<i>Nation</i>	<i>Motorcycle</i>	<i>Time</i>	<i>Km/h</i>	<i>Rider's Lap</i>
6'35.306	5 Johann ZARCO	FRA	DUCATI	1'55.640	130.2	3
7'23.366	63 Francesco BAGNAIA	ITA	DUCATI	1'40.062	150.5	4
7'23.454	43 Jack MILLER	AUS	DUCATI	1'37.646	154.2	4
11'39.692	5 Johann ZARCO	FRA	DUCATI	1'37.063	155.2	6
13'14.771	5 Johann ZARCO	FRA	DUCATI	1'35.079	158.4	7
14'48.870	5 Johann ZARCO	FRA	DUCATI	1'34.099	160.1	8
18'24.562	20 Fabio QUARTARARO	FRA	YAMAHA	1'34.007	160.2	3
20'54.618	44 Pol ESPARGARO	SPA	HONDA	1'33.517	161.1	6
21'16.577	21 Franco MORBIDELLI	ITA	YAMAHA	1'33.215	161.6	7
22'27.522	44 Pol ESPARGARO	SPA	HONDA	1'32.904	162.1	7
23'04.776	20 Fabio QUARTARARO	FRA	YAMAHA	1'32.857	162.2	6

These data/results cannot be reproduced, stored and/or transmitted in whole or in part by any manner of electronic, mechanical, photocopying, recording, broadcasting or otherwise now known or herein after developed without the previous express consent by the copyright owner, except for reproduction in daily press and regular printed publications on sale to the public within 60 days of the event related to those data/results and always provided that copyright symbol appears together as follows below.

© DORNA, 2021

Official MotoGP Timing by **TISSOT**
www.motogp.com



Le Mans, Saturday, May 15, 2021